

APPLICATION FOR NEW WATER CONNECTION / WATER METER

Whakatāne District Council Private Bag 1002 Whakatāne 3158 | Ph: 07 306 0500 | Fax: 07 307 0718

SECTION A—DETAILS OF WATER CONNECTION

PROPERTY TO BE CONNECTED

Property Address	
Lot and DP number	

RATEPAYER DETAILS

Name/Company					
Address					
Postal Address (if different from above)					
Landline		Mobile		Email	

APPLICANT DETAILS (if different from Ratepayer Details)

Name/Company					
Address					
Postal Address (if different from above)					
Landline		Mobile		Email	

WATER SUPPLY CONNECTION DETAILS

Purpose	<input type="checkbox"/> Domestic	<input type="checkbox"/> Farm	<input type="checkbox"/> Commercial	<input type="checkbox"/> Cowshed
	<input type="checkbox"/> Other (specify) _____ <i>*Using Public water supply for any horticultural activities is prohibited</i>			
Work to be done	<input type="checkbox"/> New connection <input type="checkbox"/> New meter only			
Size of connection/meter	<input type="checkbox"/> Standard (20mm) <input type="checkbox"/> Other (specify) _____			
Reason for new connection (as part of a...)	<input type="checkbox"/> Building consent <input type="checkbox"/> Resource consent			
	<input type="checkbox"/> Other (specify) _____			

SUPPORTING DOCUMENTS

<ul style="list-style-type: none"> Provide a site plan/location plan clearly showing the proposed location of connection to the public line. Provide measurement on the plan indicating how far you want the connection placed from the L/H or R/H boundary of the property. Applications will not be accepted without a site plan and measurement. If a site plan is not available, an aerial print can be requested from the Council's Customer Services team. Provide measurements in the aerial print as above. 	<input type="checkbox"/> Form completed and signed <input type="checkbox"/> Site plan attached <i>Applications will not be processed until all requested information and a signature is provided.</i>
---	--

CONSENT FOR WORK TO BE CARRIED OUT

Name of Ratepayer		Signature		Date	___/___/___
Please send the Approval letter to: <input type="checkbox"/> Ratepayer <input type="checkbox"/> Applicant via: <input type="checkbox"/> Post <input type="checkbox"/> Email					

For any queries regarding the scheduling or progress of work, please contact Three Waters Operations on 07 306 0500. If you require further information on the application process, please contact the Council's Customer Services department on 07 306 0500.

* Certain connections will require the installation of backflow prevention device. The type of required device will be determined by WDC Asset Engineer.

Plains Water Scheme

1. Connection to the Plains water supply scheme is subject to the approval of Council. All connections require engineering approval including an approved water plan outlining design criteria to ensure there is no contamination from the farm supply to the domestic/cowshed supply. A fact sheet is available from Council outlining various examples of how this can be demonstrated.
2. Where a water entitlement is specified in these terms and conditions, it relates to the particular use of the water, and does not run with the land. The entitlement cannot be applied to a different use.
3. Any use of the public water supply for horticultural activities is prohibited. This includes, but is not limited to, use of the public water supply for horticultural irrigation or frost protection. You will need to arrange a water take from an alternative source if you intend to use water for these purposes. Before commencing any water take you will need to check with the Bay of Plenty Regional Council on whether a water take consent is required and/or the available water sources and allocations in your catchment.
4. The daily water entitlement for farm connections (to provide grazing animals with drinking water) is calculated at 0.553 m³/hectare.
5. The maximum water entitlement for domestic supply and small blocks (<2.7 hectares) is 1.5m³/day and for cow sheds 2m³/day.

SECTION B—FOR OFFICE USE ONLY

ASSET ENGINEER TO COMPLETE

Entitlement (Plains only)	
Comments / Type and cost of backflow prevention device required	

THREE WATERS OPERATIONS TO COMPLETE

Date of installation		Work order number	
Meter number		Meter size	
Start reading			
Comments / type and ID of backflow prevention device			

NOTES

1)	Wherever connections are required and there is no existing water main, the reticulation pipe can be extended at the Council's discretion. A cost contribution is required to meet the actual cost of extending the main to the new connection point. The cost will be 100% of the actual cost if there is no benefit to the remainder of the supply area. Otherwise, shared contribution cost will be calculated based on an engineering assessment of benefit.
2)	If the water main is across the road and thrusting under the road is required, actual costs shall be charged to the connection fee, in all water scheme. (Approximately \$4,025.00)
3)	If concrete or seal re-instatement of the road or footpath is required, actual costs shall be charged to the connection fee in all schemes.
4)	Traffic Management (if required). Actual costs will apply.
5)	Please note that limited connections are available in the Awakeri area of the Plains Water Scheme—any applications pertaining to this area will be dealt with on a case-by-case basis.
6)	For further details on the Council's fees and charges, please refer to 'Fees and Charges 2025/26' on the Whakatāne District Council website: www.whakatane.govt.nz/documents/fees-and-charges

SECTION C—FEES AND CHARGES (Please retain this page for reference)**FEES AND CHARGES (All charges are GST inclusive)****GENERAL CONNECTION CHARGES (STANDARD 20MM METERED CONNECTIONS)**

Scheme	Recovery Code (Office Use)	Urban Domestic	Rural Domestic or Non- Domestic	Meter & Manifold	Meter Only
Metered					
Whakatāne	654010 1220	\$ 1,948.00	\$ 2,204.00	\$ 554.00	\$ 431.00
Whakatāne Extension	654010 1220	\$ 1,948.00	\$ 2,204.00	\$ 554.00	\$ 431.00
Ōhope	654012 1220	\$ 1,948.00	\$ 2,204.00	\$ 554.00	\$ 431.00
Edgecumbe	654014 1220	\$ 1,948.00	\$ 2,204.00	\$ 554.00	\$ 431.00
Rūātōki,	654022 1220	N/A	\$ 2,204.00	\$ 554.00	\$ 431.00
Plains	654026 1220	\$ 2,527.00	\$ 2,527.00	\$ 554.00	\$ 431.00
Matatā	654016 1220	N/A	\$ 2,204.00	\$ 554.00	\$ 431.00
Murupara	654018 1220	\$ 1,948.00	\$ 2,204.00	\$ 554.00	\$ 431.00
Tāneatua	654020 1220	\$ 1,948.00	\$ 2,204.00	\$ 554.00	\$ 431.00
Waimana	654024 1220	\$ 1,948.00	\$ 2,204.00	\$ 554.00	\$ 431.00

GENERAL CONNECTION CHARGES

Scheme	Recovery Code (Office Use)	Domestic	Non- Domestic	Meter & Manifold	Meter Only
Unmetered—Domestic only					
Matatā	654016 1220	\$ 1,020.00	N/A	N/A	N/A

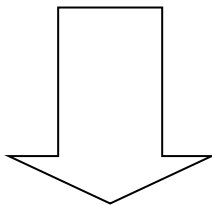
In addition to the General Connection Charge (above), a Development Contribution Charge will be applied in the following areas:

DEVELOPMENT CONTRIBUTION CHARGES

Scheme	Recovery Code (Office Use)	Fee
Whakatāne—South of River	1701	\$ 1,355.85
Whakatāne—North of River	1701	\$ 1,355.85
Ōhope	1702	\$ 1,355.85
Coastlands/Opihi/Piripai	1705	\$ 2,650.75
Huna Road / Shaw Road	1708	\$ 4,878.30
Mill Road	1709	\$ 1,355.85

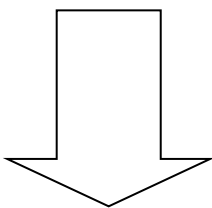
SECTION D—APPLICATION PROCESS AND TIMELINES (Please retain this page for reference)

The applicant fills out the application for a new water connection or new water meter and hands it in to the Council's Customer Service desk.



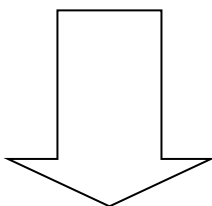
The Three Waters Asset Engineer assesses the application and raises an approval letter for the work to be done:

- The approval letter will contain information regarding the work to be carried out and the cost. It will be posted or emailed to the ratepayer or the applicant, depending on what was requested in the application.
- Timeline—10 working days to raise the approval letter.



The applicant is to pay for the work at the Customer Service desk on presentation of the approval letter.

- Timeline—charges in approval letter are effective for 3 months from date of quote. In order to proceed beyond that time, a new application will be required.



Work is to be carried out by the Council's Three Waters Operations department.

- Standard connections will be carried out within 10 working days from payment.
- Work requiring thrusting will be carried out within 15 working days from payment.
- Non-standard connections will be carried out within 15 working days, provided the necessary materials and third-party equipment is available.